

YONGQIAO

UB U-BG
Fireplace manufacturer

MODERN DECORATIVE ART FIREPLACE

Additional components that can flexibly adapt to various decorative styles



FOSHAN YONGQIAO CO.,LTD

Foshan Yongqiao Co. Ltd is a professional fireplace factory that specializes in independently researching, developing and manufacturing high-quality fireplaces. Our products are safe and reliable and passed CE FCC SGS certifications.

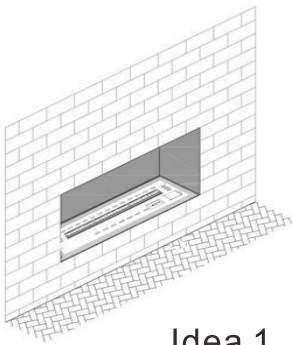
We offer custom fireplaces with low MOQ order quantities and fast production speeds, and provide OEM and ODM services. Our business team responds quickly to customer needs and provides excellent service.

We are committed to becoming the best fireplace supplier and look forward to working with you.

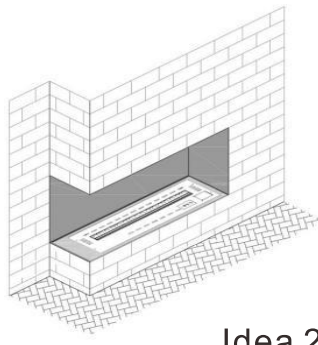


Start production of an 3D atomized fireplace







Idea 1




Idea 2




Idea 3



Idea 4



Idea 5



Idea 6

MORE SIZE:

We have more length sizes
for you to choose

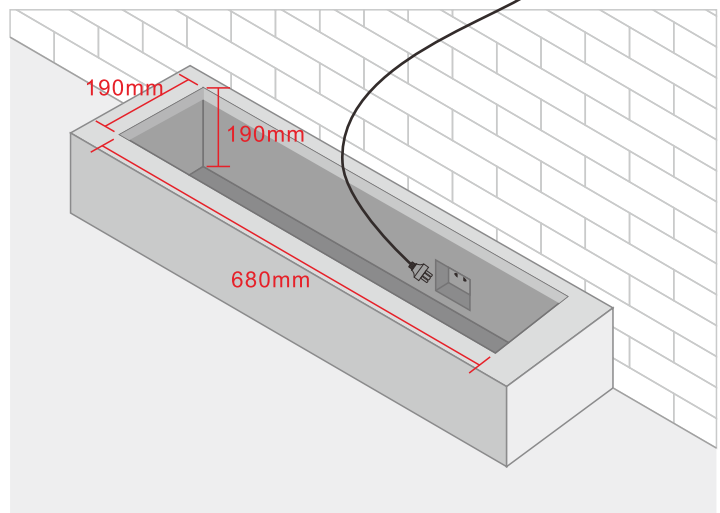
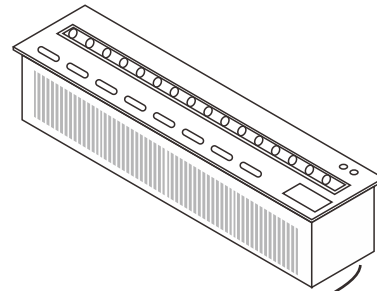
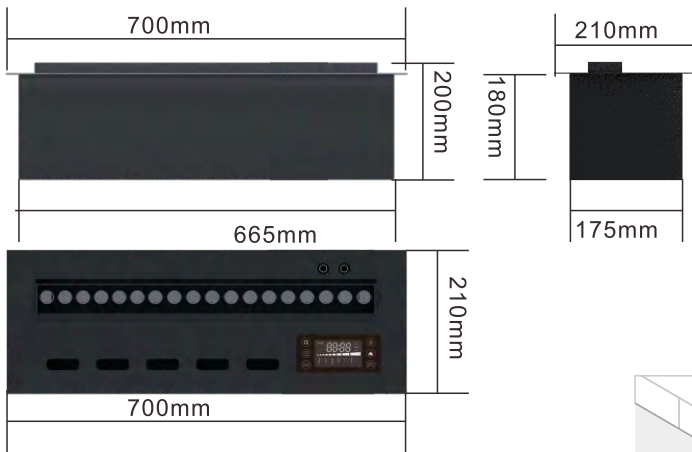


parameter

materials: Cold rolled steel
surface: Matte black scrub process
Fuel: pure water
Noise: 5DB-15DB
Voltage: 110-240V
Standby current: 0.035-0.08A
Power output: 12V--6A / 24V--2.5A
Power input: 100-240VAC 2.5A
water pump: 2pcs

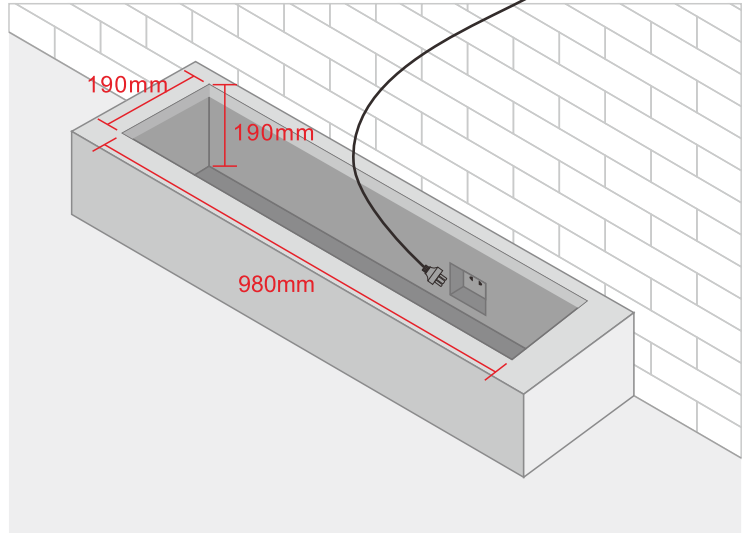
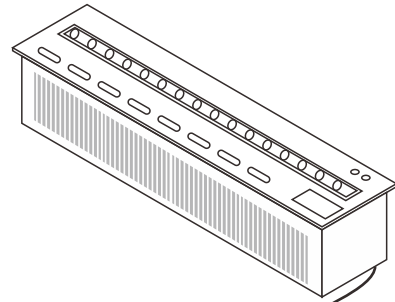

function

Continuous steam time: 24 hours
Mode of steam: ultrasonic
Imaging method: vapor + LED
Operating mode: button + remote control
Function: humidifying air purifier
Water filling :with water supply line
Adjust flame: 6stops
Adjust color: 8color
Set timer: 12hour appointments



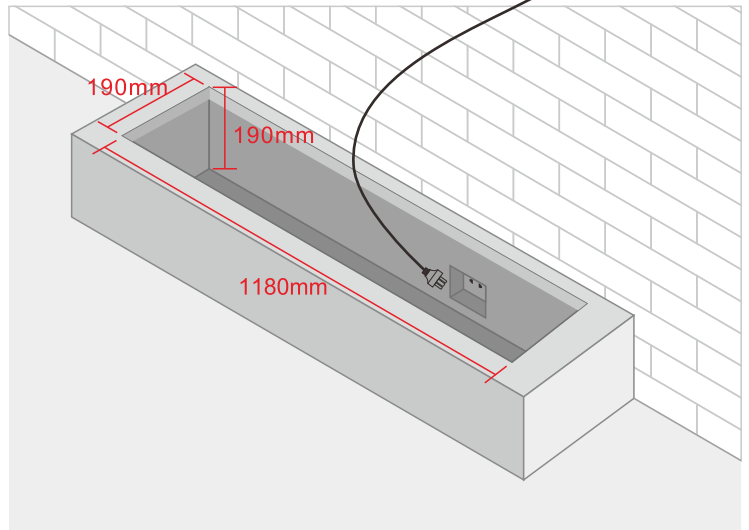
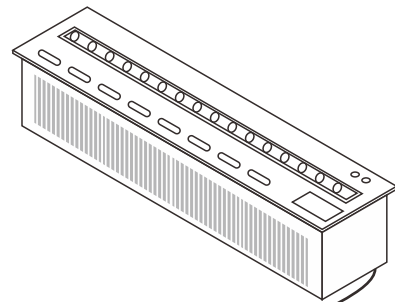

Item: 3D700

Water tank capacity: 4 liter
Power: 150W
LED quantity: 18 P /0.7 M
Working electrode: 0.5-1A
Product size: 70*21*20CM
Install hole Size : 680*190*190mm
Gross weight: 15KG
Net weight: 12KG
Package size: 78*26*26CM



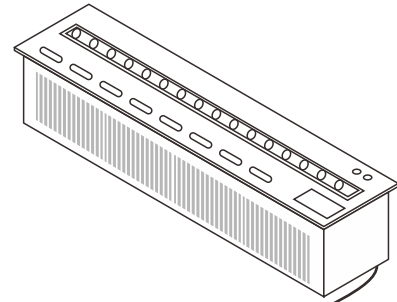

Item: 3D1000

- Water tank capacity: 5 liter
- Power: 150W
- LED quantity: 27 P / 1 M
- Working electrode: 0.5-1A
- Product size: 100*21*20CM
- Install hole Size : 980*190*190mm
- Gross weight: 20KG
- Net weight: 16.5KG
- Package size: 108*26*26CM



Item: 3D1200

- Water tank capacity: 5.5 liter
- Power: 150W
- LED quantity: 33 P / 1.2 M
- Working electrode: 0.5-1A
- Product size: 120*21*20CM
- Install hole Size : 1180*190*190mm
- Gross weight: 24KG
- Net weight: 19KG
- Package size: 130*30*30CM



Item: 3D1500

Water tank capacity: 7 liter

Power: 200W

LED quantity: 42 P /1.5 M

Working electrode: 1-2A

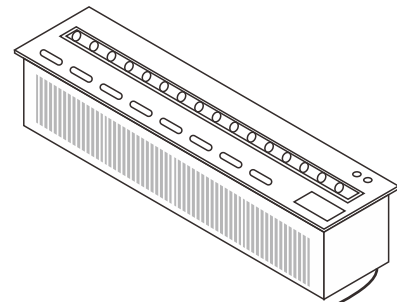

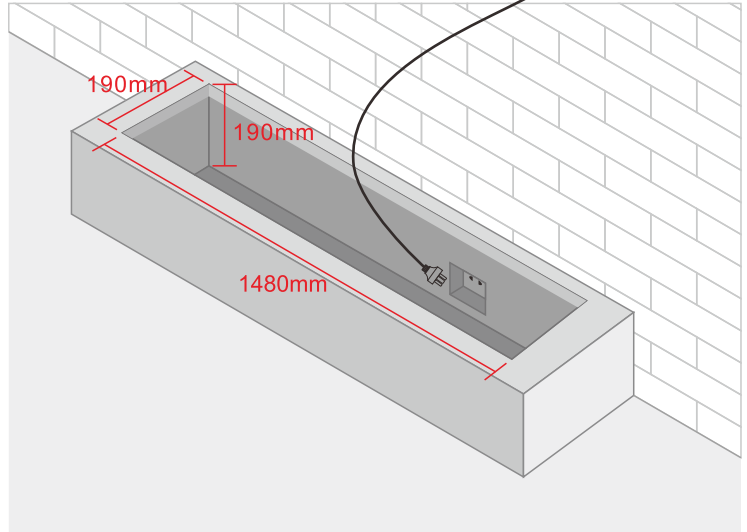
Product size: 150*21*20CM

Install hole Size: 1480*190*190mm

Gross weight: 28KG

Net weight: 22KG

Package size: 160*30*30CM



Item: 3D1800

Water tank capacity: 8 liter

Power: 250W

LED quantity: 51 P /1.8 M

Working electrode: 0.5-1A

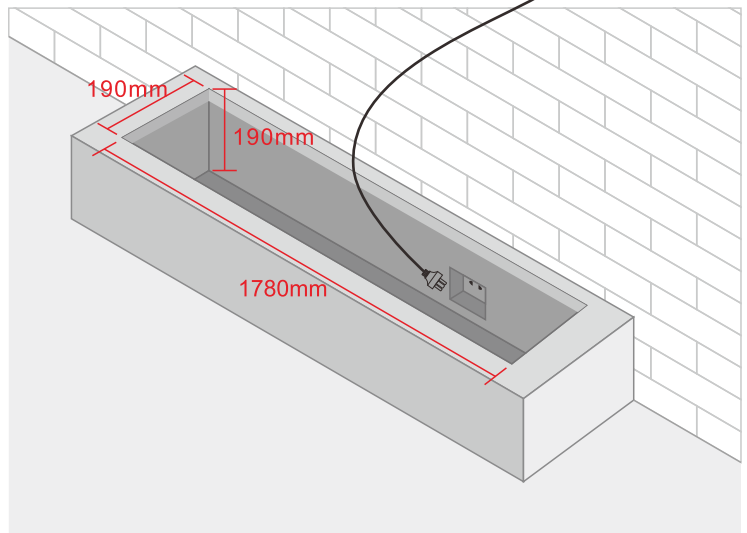
Product size: 180*21*20CM

Install hole Size: 1780*190*190mm

Gross weight: 32KG

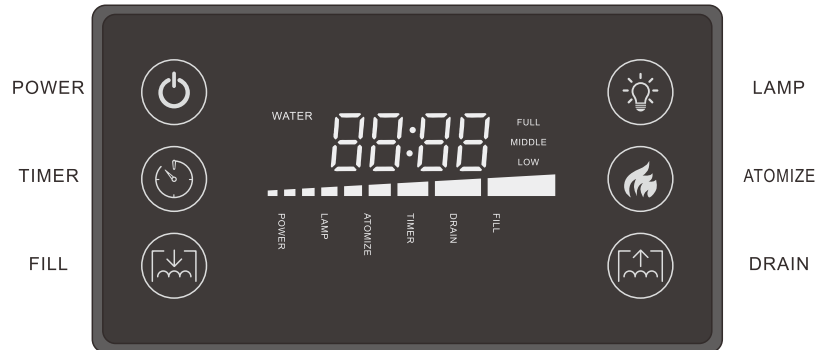
Net weight: 28KG

Package size: 190*30*30CM



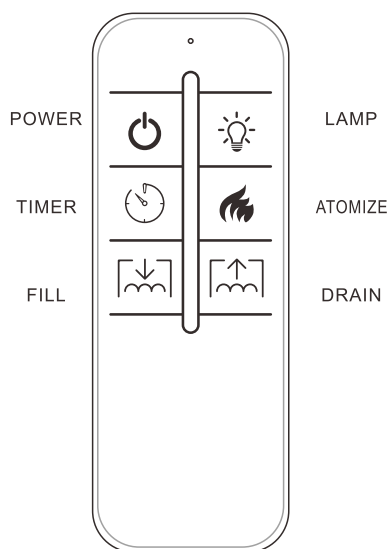
CONTROL MODE

MODE 1: Button control



- POWER:** This power switch controls the on/off function of the machine.
- TIMER:** Press one time is an hour, cannot making more than 12 hour appointments.
- Fill:** Must be inserted the pipe into the hole before pressing the button.
- ATOMIZE:** Press one time is adjustable the fire more and less.
- LAMP:** Press one time it can change one color, 8 colors to choose.
- DRAIN:** must inserted the pipe into the hole before pressing the button 10 seconds.

MODE 2: Remote control



- POWER:** This power switch controls the on/off function of the machine.
- TIMER:** Press one time is an hour, cannot making more than 12 hour appointments.
- Fill:** Must be inserted the pipe into the hole before pressing the button.
- ATOMIZE:** Press one time is adjustable the fire more and less.
- LAMP:** Press one time it can change one color, 8 colors to choose.
- DRAIN:** Can not use in the remote control.

MODE 3: Voice control



3D FIREPLACE 8+1 COLOR



EU220V



US110V



AU250V



UK220V



SA220V



BR220V

Connect the provided 24V power supply and install the device (with a standard plug for your country).



Manual fill water

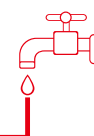
It need you to plug the pipe manually, It will automatically add water, when the water is full, It will automatically stop adding water. you need to remove the pipe yourself.



The cabinet inside long is longer than the fireplace, but the top long is shorter than the fireplace.

Automatic fill water

PE pipes are reserved in advance to connect to the bottom right corner of the fireplace drain water hole.



PE water pipe by pass A electrical socket Separate water and electricity.

A electrical socket Installed internally



CUSTOM-MADE PLAY MUSIC FUNCTION



BLUETOOTH
USB / AUX / TF



CUSTOM-MADE WATERPROOF FUNCTION

IPX4

IPX4 standard waterproof level

标准防水级别

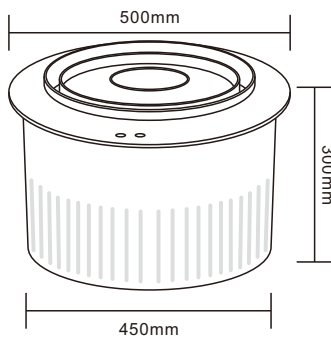
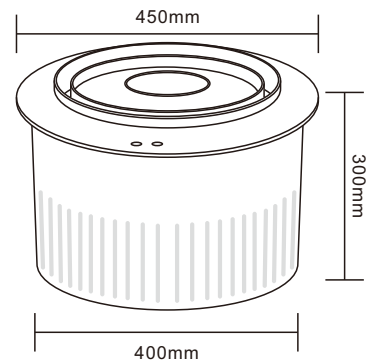
防水款尺寸比普通款尺寸宽1厘米，注意开孔。



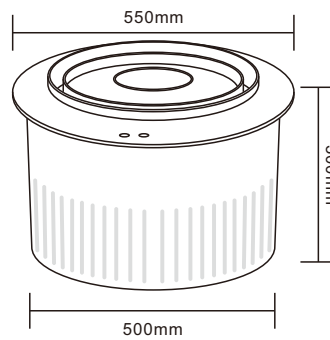
3D ROUND FIREPLACE



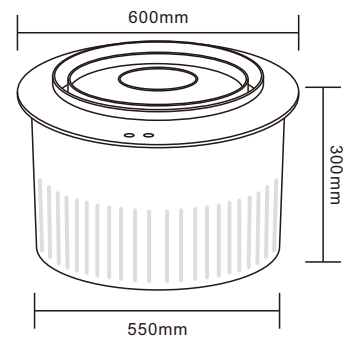
Item: 3DR450
 Water tank capacity: 4 liter
 Power: 150W
 LED quantity: 8 P / 1 M
 Working electrode: 0.5-1A
 Product size: 45*45*35CM
 Install hole Size: 400*400*360mm



Item: 3DR500
 Water tank capacity: 4 liter
 Power: 150W
 LED quantity: 8 P / 1 M
 Working electrode: 0.5-1A
 Product size: 50*50*35CM
 Install hole Size: 450*450*300mm



Item: 3DR550
 Water tank capacity: 4 liter
 Power: 150W
 LED quantity: 8 P / 1 M
 Working electrode: 0.5-1A
 Product size: 55*55*35CM
 Install hole Size: 500*500*300mm



Item: 3DR600
 Water tank capacity: 4 liter
 Power: 150W
 LED quantity: 10 P / 1 M
 Working electrode: 0.5-1A
 Product size: 50*50*35CM
 Install hole Size: 550*550*300mm



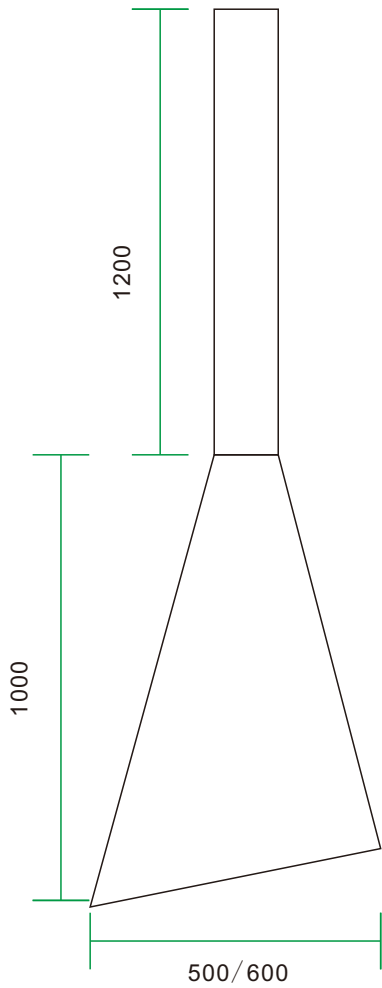
3D ROUND FIREPLACE



Item: 3DP-500
 Water tank capacity: 5 liter
 Power: 250W
 LED quantity: 8 P / 1 P
 Working electrode: 0.5-1A
 Product size: 500*480*500MM



Item: 3DP-600
 Water tank capacity: 5 liter
 Power: 300W
 LED quantity: 10 P / 1 P
 Working electrode: 0.5-1A
 Product size: 600*580*500MM



ATOMIZED FIREPLACE CUSTOM STYLE

Tell us what size you want to customize


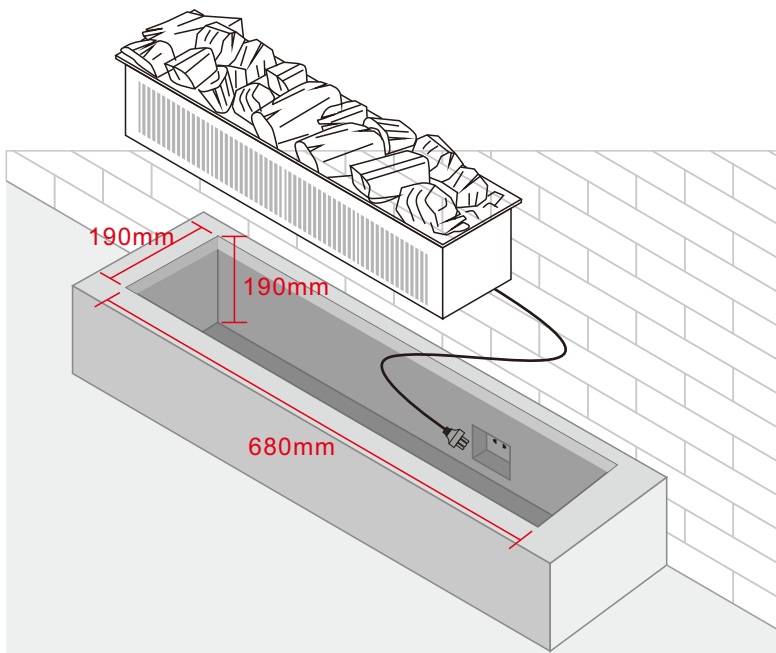


CHARCOL- 3D fireplace


We have more length sizes for you to choose



- * humidification function relieve dryness.
- * adding aesthetic visual effects to a room.
- * do not require a chimney or fuel.
- * Clean and Eco-friendly no smoke residue,
- * no need to worry about fire safety issues.
- * cheap and easy to install and use.
- * Safe for use around kids and pets
- * can be used in various places.
- * health , fresh air, Cool to the touch.
- * runs on minimal electricity
- * Customizable to your home.



Item: 3DC700




Water tank capacity: 4 liter
 Power: 150W
 LED quantity: 18 + 4 P /0.7 M
 Working electrode: 0.5-1A
 materials: Cold rolled steel
 surface: Matte black scrub process
 Fuel: pure water
 Noise: 5DB-15DB
 Voltage: 110-240V

Standby current: 0.035-0.08A
 Power output: 12V--6A / 24V--2.5A
 Power input: 100-240VAC 2.5A
 water pump: 2pcs
 Product size: 70*21*27CM
 Install hole Size: 680*190*190mm
 Gross weight: 19KG
 Net weight: 15KG
 Package size: 2 boxes

Continuous steam time: 24 hours
 Mode of steam: ultrasonic
 Imaging method: vapor + LED
 Operating mode: button + remote control
 Function: humidifying air purifier
 Water filling :with water supply line
 Adjust flame: 6stops
 Adjust color: 1color
 Set timer: 12hour appointments

Item: 3DC1000




Water tank capacity: 4 liter
 Power: 200W
 LED quantity: 27 + 6 P /0.7 M
 Working electrode: 0.5-1A
 materials: Cold rolled steel
 surface: Matte black scrub process
 Fuel: pure water
 Noise: 5DB-15DB
 Voltage: 110-240V

Standby current: 0.035-0.08A
 Power output: 12V--6A / 24V--2.5A
 Power input: 100-240VAC 2.5A
 water pump: 2pcs
 Product size: 100*21*27CM
 Install hole Size : 980*190*190mm
 Gross weight: 21KG
 Net weight: 19KG
 Package size: 2 boxes

Continuous steam time: 24 hours
 Mode of steam: ultrasonic
 Imaging method: vapor + LED
 Operating mode: button + remote control
 Function: humidifying air purifier
 Water filling :with water supply line
 Adjust flame: 6stops
 Adjust color: 1color
 Set timer: 12hour appointments

Item: 3DC1200



Water tank capacity: 4 liter
 Power: 250W
 LED quantity: 33 + 8 P /0.7 M
 Working electrode: 0.5-1A
 materials: Cold rolled steel
 surface: Matte black scrub process
 Fuel: pure water
 Noise: 5DB-15DB
 Voltage: 110-240V

Standby current: 0.035-0.08A
 Power output: 12V--6A / 24V--2.5A
 Power input: 100-240VAC 2.5A
 water pump: 2pcs
 Product size: 120*21*27CM
 Install hole Size: 1180*190*190mm
 Gross weight: 26KG
 Net weight: 21KG
 Package size: 2 boxes

Continuous steam time: 24 hours
 Mode of steam: ultrasonic
 Imaging method: vapor + LED
 Operating mode: button + remote control
 Function: humidifying air purifier
 Water filling :with water supply line
 Adjust flame: 6stops
 Adjust color: 1color
 Set timer: 12hour appointments

Item: 3DC1500




Water tank capacity: 4 liter
 Power: 250W
 LED quantity: 42 + 10 P /0.7 M
 Working electrode: 0.5-1A
 materials: Cold rolled steel
 surface: Matte black scrub process
 Fuel: pure water
 Noise: 5DB-15DB
 Voltage: 110-240V

Standby current: 0.035-0.08A
 Power output: 12V--6A / 24V--2.5A
 Power input: 100-240VAC 2.5A
 water pump: 2pcs
 Product size: 150*21*27CM
 Install hole Size: 1480*190*190mm
 Gross weight: 29KG
 Net weight: 25KG
 Package size: 2 boxes

Continuous steam time: 24 hours
 Mode of steam: ultrasonic
 Imaging method: vapor + LED
 Operating mode: button + remote control
 Function: humidifying air purifier
 Water filling :with water supply line
 Adjust flame: 6stops
 Adjust color: 1color
 Set timer: 12hour appointments

Item: 3DC1800




Water tank capacity: 4 liter
 Power: 300W
 LED quantity: 51 + 12 P /0.7 M
 Working electrode: 0.5-1A
 materials: Cold rolled steel
 surface: Matte black scrub process
 Fuel: pure water
 Noise: 5DB-15DB
 Voltage: 110-240V

Standby current: 0.035-0.08A
 Power output: 12V--6A / 24V--2.5A
 Power input: 100-240VAC 2.5A
 water pump: 2pcs
 Product size: 180*21*27CM
 Install hole Size: 1780*190*190mm
 Gross weight: 33KG
 Net weight: 29KG
 Package size: 2 boxes

Continuous steam time: 24 hours
 Mode of steam: ultrasonic
 Imaging method: vapor + LED
 Operating mode: button + remote control
 Function: humidifying air purifier
 Water filling :with water supply line
 Adjust flame: 6stops
 Adjust color: 1color
 Set timer: 12hour appointments

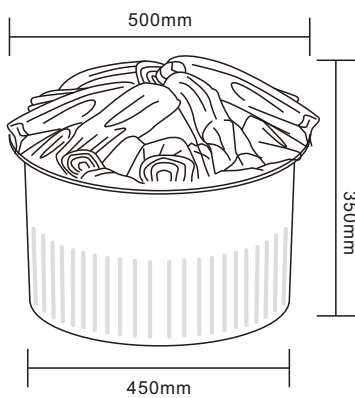
Item: 3DC2000



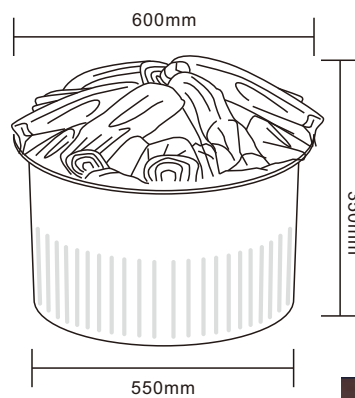
Water tank capacity: 4 liter
 Power: 350W
 LED quantity: 57 + 14 P /0.7 M
 Working electrode: 0.5-1A
 materials: Cold rolled steel
 surface: Matte black scrub process
 Fuel: pure water
 Noise: 5DB-15DB
 Voltage: 110-240V

Standby current: 0.035-0.08A
 Power output: 12V--6A / 24V--2.5A
 Power input: 100-240VAC 2.5A
 water pump: 2pcs
 Product size: 200*21*27CM
 Install hole Size: 1980*190*190mm
 Gross weight: 37KG
 Net weight: 33KG
 Package size: 2 boxes

Continuous steam time: 24 hours
 Mode of steam: ultrasonic
 Imaging method: vapor + LED
 Operating mode: button + remote control
 Function: humidifying air purifier
 Water filling :with water supply line
 Adjust flame: 6stops
 Adjust color: 1color
 Set timer: 12hour appointments



Item: 3DCR500
 Water tank capacity: 4 liter
 Power: 150W
 LED quantity: 8 P / 1 M
 Working electrode: 0.5-1A
 Product size: 50*50*50CM
 Install hole Size: 450*450*300mm



Item: 3DCR600
 Water tank capacity: 4 liter
 Power: 150W
 LED quantity: 8 P / 1 M
 Working electrode: 0.5-1A
 Product size: 60*60*60CM
 Install hole Size: 550*550*300mm






3V-dimensional charcoal
small crystal
SPAR(DIY display)





Model: 3V1066

Material: cold rolled steel, tempered glass,
 environmental protection resin, PP plastic
 Power/voltage: 16W/AC100-240V
 Lamp source: COB/LED
 Adjustable light and dark: 4 time
 Fire color: 6+3 colors
 Timer: 1-8 hours
 Control: button control + remote control
 Motor: Silent synchronous motor
 Product size: L1066*W270*H437MM



Model: 3V1270


Material: cold rolled steel, tempered glass,
 environmental protection resin, PP plastic
 Power/voltage: 16W/AC100-240V
 Lamp source: COB/LED
 Adjustable light and dark: 4 time
 Fire color: 6+3 colors
 Timer: 1-8 hours
 Control: button control + remote control
 Motor: Silent synchronous motor
 Product size: L1270*W270*H437MM





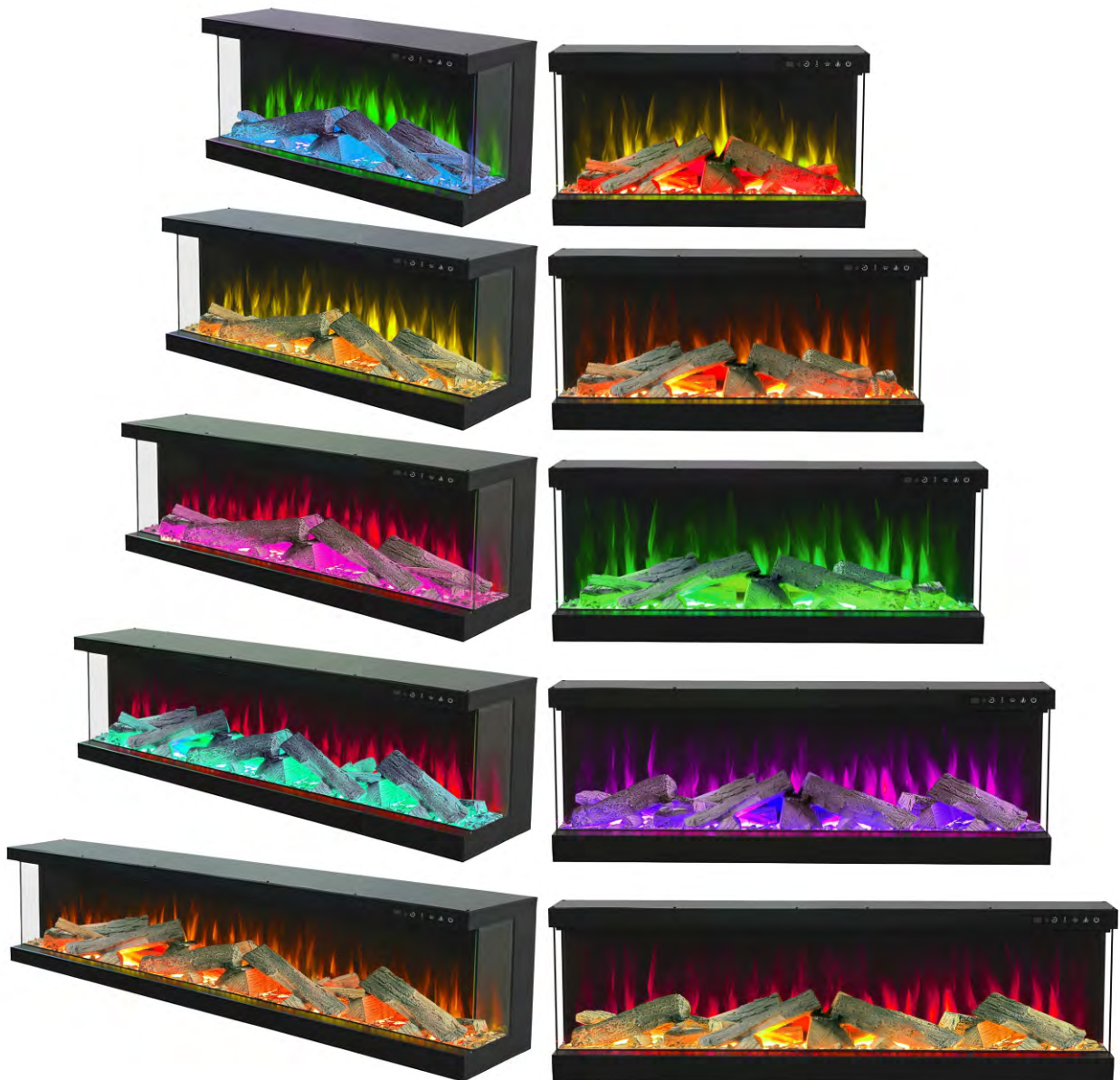
Model: 3V1524

Material: cold rolled steel, tempered glass, environmental protection resin, PP plastic
Power/voltage: 16W/AC100-240V
Lamp source: COB/LED
Adjustable light and dark: 4 time
Fire color: 6+3 colors
Timer: 1-8 hours
Control: button control + remote control
Motor: Silent synchronous motor
Product size: L1524*W270*H437MM





4V-ARTIFICIAL WOOD





Model: 4V700

Material: cold rolled steel, tempered glass, environmental protection resin, PP plastic
Power/voltage: 16W/AC100-240V
Adjustable light and dark: 4 time
Fire color: 6+3 colors
Timer: 1-8 hours
Control: button control + remote control
Product size: L700*W300*H450MM





Model: 4V1000

Material: cold rolled steel, tempered glass, environmental protection resin, PP plastic
 Power/voltage: 16W/AC100-240V
 Adjustable light and dark: 4 time
 Fire color: 6+3 colors
 Timer: 1-8 hours
 Control: button control + remote control
 Product size: L1000*W300*H450MM



Model: 4V1200

Material: cold rolled steel, tempered glass, environmental protection resin, PP plastic
 Power/voltage: 16W/AC100-240V
 Adjustable light and dark: 4 time
 Fire color: 6+3 colors
 Timer: 1-8 hours
 Control: button control + remote control
 Product size: L1200*W300*H450MM





Model: 4V1500


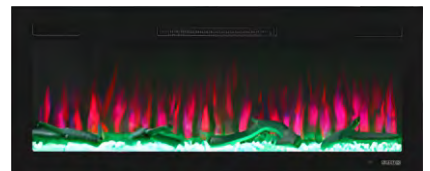
Material: cold rolled steel, tempered glass,
 environmental protection resin, PP plastic
 Power/voltage: 16W/AC100-240V
 Adjustable light and dark: 4 time
 Fire color: 6+3 colors
 Timer: 1-8 hours
 Control: button control + remote control
 Product size: L1500*W300*H450MM



Model: 4V1800

Material: cold rolled steel, tempered glass,
 environmental protection resin, PP plastic
 Power/voltage: 16W/AC100-240V
 Adjustable light and dark: 4 time
 Fire color: 6+3 colors
 Timer: 1-8 hours
 Control: button control + remote control
 Product size: L1800*W300*H450MM









Model: 2V1066

Material: cold rolled steel, tempered glass, environmental protection resin, PP plastic
 Power/voltage: 16W/AC240V
 Lamp source: COB/LED
 Heating: 3 Time Adjustable
 Temperature: 17-30Adjustable
 Power input: 220-240V 50HZ
 Adjustable light and dark: 4 time
 Control: button control + remote control
 Motor: Silent synchronous motor
 Product size: L1066*W104*H457MM
 Fire color: 6+3 colors
 Timer: 1-8 hours



Model: 2V1270


Material: cold rolled steel, tempered glass, environmental protection resin, PP plastic
 Power/voltage: 16W/AC240V
 Lamp source: COB/LED
 Heating: 3 Time Adjustable
 Temperature: 17-30Adjustable
 Power input: 220-240V 50HZ
 Adjustable light and dark: 4 time
 Control: button control + remote control
 Motor: Silent synchronous motor
 Product size: L1270*W104*H457MM
 Fire color: 6+3 colors
 Timer: 1-8 hours





Model: 2V1524

Material: cold rolled steel, tempered glass, environmental protection resin, PP plastic
 Power/voltage: 16W/AC240V
 Lamp source: COB/LED
 Heating: 3 Time Adjustable
 Temperature: 17-30Adjustable
 Power input: 220-240V 50HZ
 Adjustable light and dark: 4 time
 Control: button control + remote control
 Motor: Silent synchronous motor
 Product size: L1524*W104*H457MM
 Fire color: 6+3 colors
 Timer: 1-8 hours



2V

◀ Before Installation

Installation






Model: 2VC1066

Material: cold rolled steel, tempered glass, environmental protection resin, PP plastic
 Heating: 3 Time Adjustable
 Temperature: 17-30Adjustable
 Power input: 220-240V 50HZ
 Adjustable light and dark: 4 time
 Control: button control + remote control
 Product size: L1066*W104*H457MM
 Fire color: 6+3 colors
 Timer: 1-8 hours

Model: 2VC1270


Material: cold rolled steel, tempered glass, environmental protection resin, PP plastic
 Heating: 3 Time Adjustable
 Temperature: 17-30Adjustable
 Power input: 220-240V 50HZ
 Adjustable light and dark: 4 time
 Control: button control + remote control
 Product size: L1270*W104*H457MM
 Fire color: 6+3 colors
 Timer: 1-8 hours



Model: 2VC1524

Material: cold rolled steel, tempered glass, environmental protection resin, PP plastic
 Heating: 3 Time Adjustable
 Temperature: 17-30Adjustable
 Power input: 220-240V 50HZ
 Adjustable light and dark: 4 time
 Control: button control + remote control
 Product size: L1524*W104*H457MM
 Fire color: 6+3 colors
 Timer: 1-8 hours






Model: 4D

Material: cold rolled steel, tempered glass, environmental protection resin, PP plastic
Support built-in multi flame videos,
Multi-Color Down Lighting to Accent Logs
Multi-Color Ember Bed Lighting to Accent Reflective Glass
No Gas Lines or Venting
100% Electric!!!
Product size: L 1524*W104*H457MM


LCD
FIREPLACE





TURN ON ▶

▼ TURN OFF




Decorative charcoal

2D

WITH HEATING WITH MUSIC FIREPLACE

Model:
S1200



Frame
separation



Model:
S1400



Frame
separation




Model:
S1600



Frame
separation



Sided: One side
Control: Button + remote
Adjustable: The fire 4 time
Fire color: 6+3 colors
LED Power: <50W
Voltage: 220- 240V
Material: Stainless steel+Glass
Timer: 1-8 hours
Installation Type: Wall Mounted
Frame: Removable
Heating: 3 Time Adjustable
Temperature: 17- 30Adjustable
Power input: 220-240V 50HZ



**FUNCTION WITH
MUSICAL
HEATER**

Frame separation





MUSICAL FUNCTION

Next to this burning flame of the heart, you will see an art fireplace that gives a warm and elegant feeling, but it is also a music hall that sways with its heart's voice. In the soft flames, the melody dances lightly in the air, accompanied by a warm rhythm full of atmosphere, inviting you to dance your soul with unparalleled melody and enjoy unparalleled music.

BLUETOOTH
USB / AUX / TF




2D

FIREPLACE WITH MUSICE

Sided: One side
Control: Button + remote
Adjustable: The fire 4 time
Fire color: 6+3 colors
LED Power: <50W
Voltage: 220- 240V
Function: Musical

Material: Stainless steel+Glass
Timer: 1-8 hours
Installation Type: Wall Mounted
Frame: Removable
Heating: 3 Time Adjustable
Temperature: 17- 30Adjustable
Power input: 220-240V 50HZ



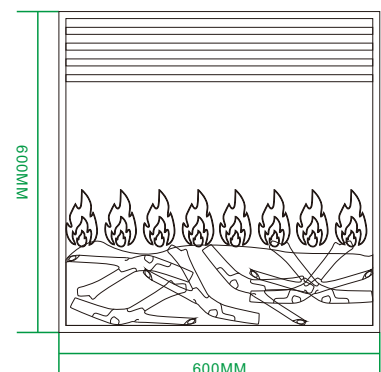
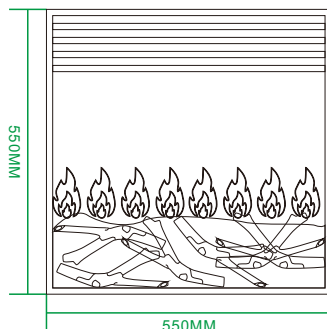
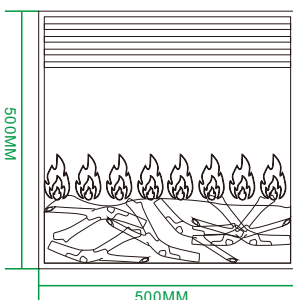


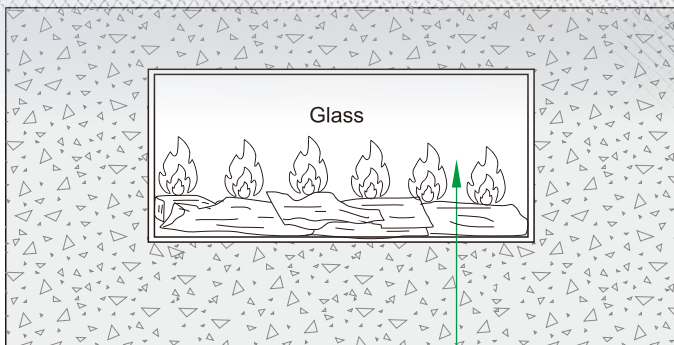
2D

FIREPLACE WITH HEATING WITH MUSIC

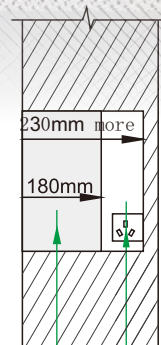


- Sided: One side
- Control: Button + remote
- Adjustable: The fire 4 time
- Fire color: 6+3 colors
- LED Power: <50W
- Voltage: 220- 240V
- Material: Stainless steel+Glass
- Timer: 1-8 hours
- Installation Type: Wall Mounted
- Frame: Removable
- Heating: 3 Time Adjustable
- Temperature: 17-30Adjustable
- Power input: 220-240V 50HZ



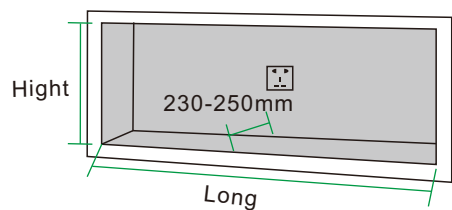
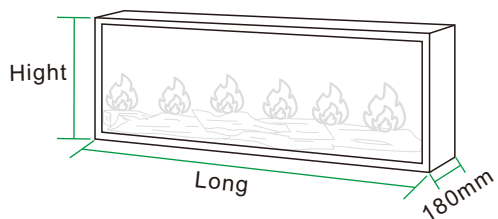


A three-pin electrical socket of 110-220v
(Installed internally)



fireplace

110-220v electrical socket





MODEL: 2D-1000
SIZE: L1000*D180*H500MM



MODEL: 2D-1200
SIZE: L1200*D180*H500MM



MODEL: 2D-1800
SIZE: L1800*D180*H500MM

Sided: One side
Control: Button + remote
Adjustable: The fire 4 time
Fire color: 6+3 colors
Material: Stainless steel+Glass
Installation Type: Wall Mounted
Timer: 1-8 hours





MODEL: 2D-1000
SIZE: L1000*D180*H500MM



MODEL: 2D-1200
SIZE: L1200*D180*H500MM



MODEL: 2D-1800
SIZE: L1800*D180*H500MM

Sided: One side
Control: Button + remote
Adjustable: The fire 4 time
Fire color: 6+3 colors
Material: Stainless steel+Glass
Installation Type: Wall Mounted
Timer: 1-8 hours
Function: Heater

WITH HEATER



DOUBLE-SIDED FIREPLACE

2SD SERIES

SUCCESSFUL CASE

MODEL	SIZE(L*D*H)
2SD-1000	1000*240*400MM
2SD-1200	1200*240*400MM
2SD-1500	1500*240*500MM
2SD-1800	1800*240*500MM



MODEL: 2SD-1000





MODEL: 2SD-1500

Double-Sided fire



Double-Sided fire

 Red is the fire
 Black is machine

DECORATIVE EFFECT



FRONT



BACK

CORNER-SIDED FIREPLACE

2DLR SERIES

SUCCESSFUL CASE



MODEL: 2DLA-1000





MODEL: 2DRA-1000



MODEL: 2DLA-1500

MODEL	SIZE(L*D*H)
2DL-1000	1000*300*500MM
2DL-1200	1200*300*500MM
2DL-1500	1500*300*500MM
2DL-1800	1800*300*500MM
2DR-1000	1000*300*500MM
2DR-1200	1200*300*500MM
2DR-1500	1500*300*500MM
2DR-1800	1800*300*500MM

 Red is the fire
 Black is machine



- Sided: Two side
- Control: Button + remote
- Adjustable: The fire 4 time
- Fire color: 6+3 colors
- Material: Stainless steel+Glass
- Installation Type: Wall Mounted
- Timer: 1-8 hours





3S-A SERIES


Sided: 3 side
Control: Button + remote
Adjustable: The fire 4 time
Fire color: 6+3 colors
Material: Stainless steel+Glass
Installation Type: Wall Mounted
Timer: 1-8 hours
Function: Heater

3S-A1000





3S-A 1200



3S-A 1500



3S-A 1800





3S-B SERIES


Sided: 3 side
Control: Button + remote
Adjustable: The fire 4 time
Fire color: 6+3 colors
Material: Stainless steel+Glass
Installation Type: Wall Mounted
Timer: 1-8 hours
Function: Heater

3S-B1000





3S-B 1200



3S-B 1500



3S-B 1800

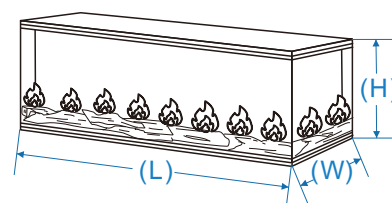


4S SERIES

4-SIDED FIREPLACE



MODEL: 4S-1000

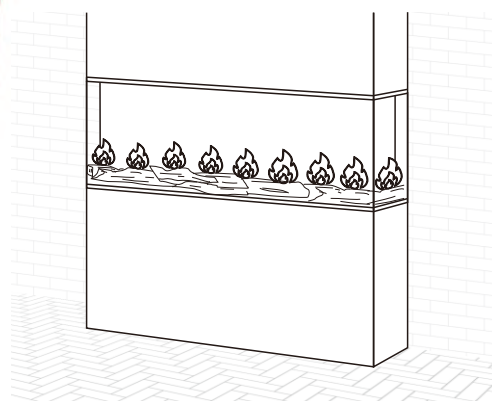


MODEL	SIZE(L*W*H)
4S-1000	1000*300*400MM
4S-1200	1200*300*400MM
4S-1500	1500*300*500MM
4S-1800	1800*300*500MM
4S-2000	2000*300*500MM



MODEL: 4S-1500

Sided: Four side
Control: Button + remote
Adjustable: The fire 4 time
Fire color: 6+3 colors
Material: Stainless steel+Glass
Installation Type: Wall Mounted
Timer: 1-8 hours



2DR CIRCULAR FIREPLACE



MODEL: 2DR-600

Circular electronic fireplace:

Features: The circular electronic fireplace has a cylindrical flame tube.

Ideal Placement: They are ideal for large spaces, offering a 360-degree visual effect, ensuring every corner can enjoy the fireplace's flame effects and warmth.



MODEL: 2DR-800

2DR CIRCULAR

2DR Circular is the circular fireplace.

MODEL	SIZE(L*W*H)
2DR-500	500*500*400MM
2DR-600	600*600*400MM
2DR-700	700*700*500MM
2DR-800	800*800*500MM
2DR-1000	1000*1000*500MM

For more sizes contact us for customization



MODEL: 2DR-1000



2DO

Sided: 1 side
Control: Button + remote
Adjustable: The fire 4 time
Fire color: 6+3 colors
Material: Stainless steel+Glass
Installation Type: Wall Mounted
Timer: 1-8 hours



500MM

MODLE:2DO-500



600MM

MODLE:2DO-600




700MM

MODLE:2DO-700




Sided: 1 side
 Control: Button + remote
 Adjustable: The fire 4 time
 Fire color: 6+3 colors
 Material: Stainless steel+Glass
 Installation Type: Wall Mounted
 Timer: 1-8 hours




500MM

MODLE:2DO-500



600MM

MODLE:2DO-600

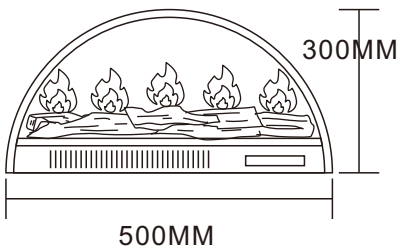


700MM

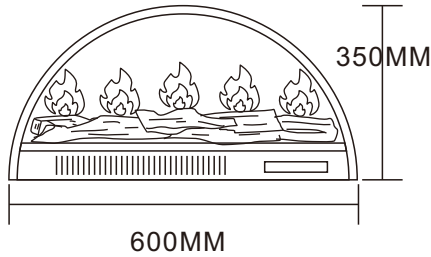
MODLE:2DO-700



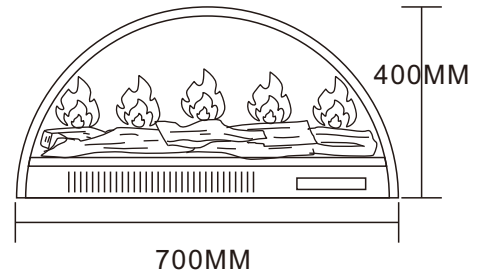
Sided: 1 side
 Control: Button + remote
 Adjustable: The fire 4 time
 Fire color: 6+3 colors
 Material: Stainless steel+Glass
 Installation Type: Wall Mounted
 Timer:1-8 hours
 Function: Heater



MODLE:2DOH-500

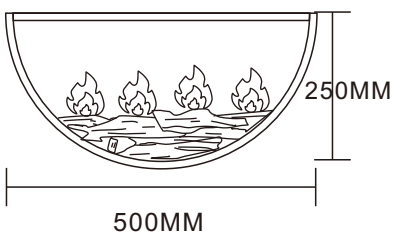


MODLE:2DOH-600

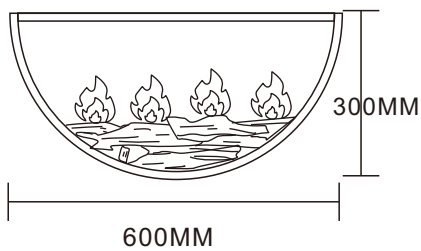


MODLE:2DOH-700

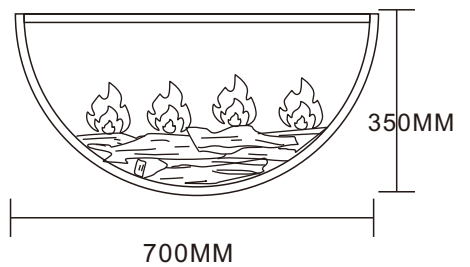
Sided: 1 side
 Control: Button + remote
 Adjustable: The fire 4 time
 Fire color: 6+3 colors
 Material: Stainless steel+Glass
 Installation Type: Wall Mounted
 Timer:1-8 hours



MODLE:2DOB-500



MODLE:2DOB-600



MODLE:2DOB-700

CUSTOM

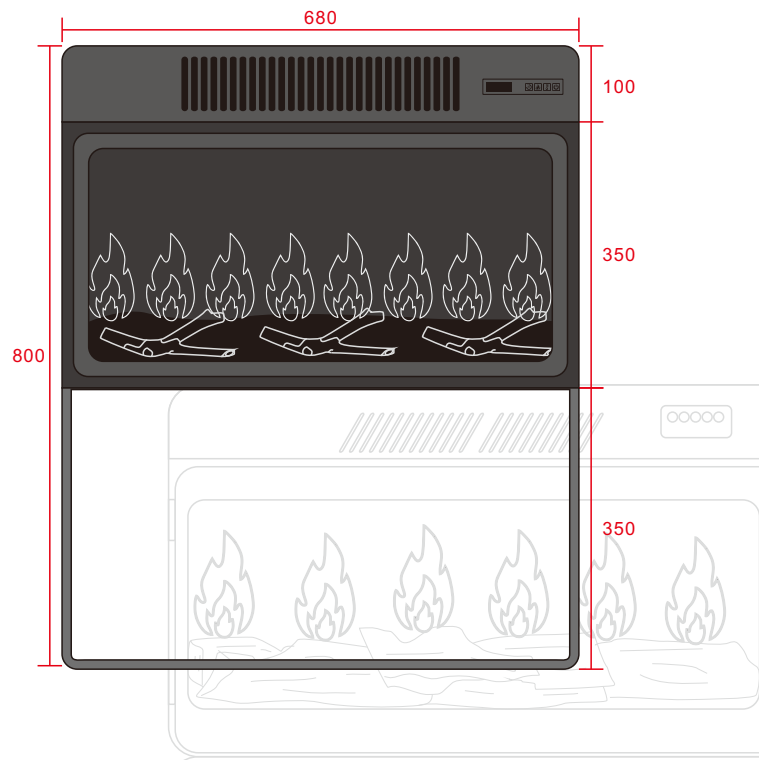
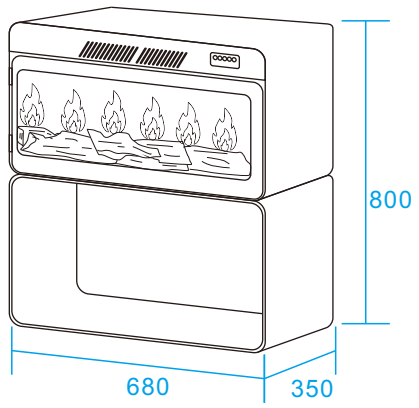


For more sizes contact us for customization

STYLE



MOD: 2D-CO


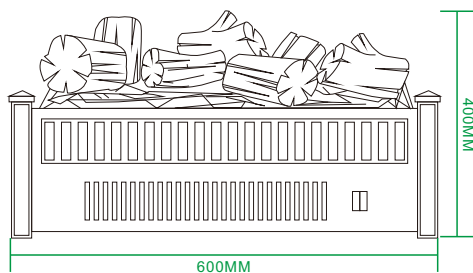




Decorative charcoal

2C



WITH HEATING
FIREPLACE




For more sizes contact us for customization

MORE SIZE


We have more length size for you to choose.



Model	Length	Width	Height	Capacity	Package(MM)	G.W(KG)
E-500	500	180	105	2L	580*250*200	9
E-700	700	180	105	3L	780*250*200	12.5
E-1000	1000	180	105	4L	1100*280*210	18
E-1200	1200	180	105	5L	1300*280*210	22
E-1500	1500	180	105	6L	1600*280*210	27
E-1800	1800	180	105	8L	1900*280*210	32.5
Material	SUS304	Capacity	1-10L	Burning time	4-7H	Fuel



Ethanol fireplace



Model	Diameter	Height	Package(MM)	G.W(KG)
E-400	400	105	500*500*200	9
E-450	450	105	550*550*200	12.5
E-500	500	105	600*600*210	18
E-550	550	105	650*650*210	22
E-600	600	105	700*700*210	27
E-650	650	105	750*750*210	32.5



Learn about alcohol fireplace use matters, must read!

1. Alcohol fireplaces must be used in ventilated areas
2. The mounting table must be made of high temperature resistant materials
3. Please use the ignition gun to ignite the ethanol in the combustion tank
4. Do not place inflammable items around the fireplace to prevent unexpected fire hazards!!
5. Do not add alcohol while the fireplace is burning
6. When the fireplace is used for burning, do not touch close to the fireplace.
7. Keep your body away from burning fireplaces, especially children!

FOSHAN YONGQIAO CO.,LTD

No 2 Xiqing Tuqian Road ,Longjiang town, Foshan,China
Website: fireplace1.com
Email: sale@fireplace1.com
Whatsapp:+8613790097610



website



whatsapp

