




Tital: 2V 50 inch glass fireplace decoration
 Short Description:
 Model 2V50
 Product size 1270*108*457MM
 Packing size 1440*190*560MM
 Main materia cold rolled steel+glass
 Control mode button + remote control
 Function heating
 Weight 23 KG
 Uses Home, decoration,

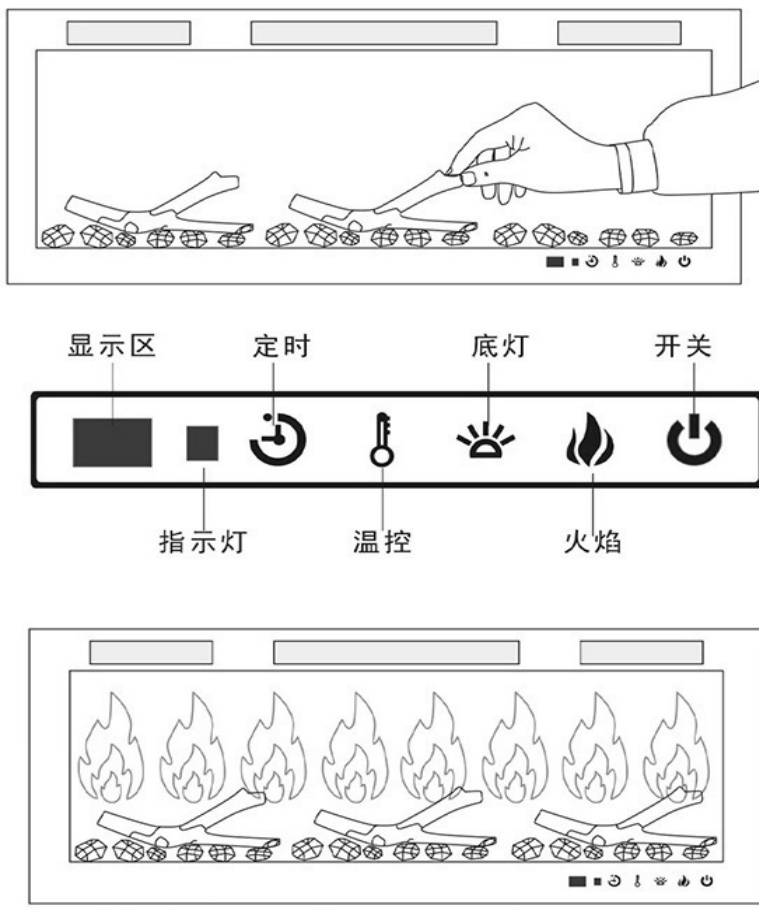
2V Glass fireplace --2V50 inch
 SIZE:1270*108*457MM

Item:	2V50	Continuous steam time:	24 hours
materials:	cold rolled steel+glass	Brand:	WISE LIVING
surface:	Matte black scrub process	Flame regulation:	4 grades
Flame color:	6+3 colors	Uses:	Home,
Voltage:	110-240V	Operating mode:	button + remote control
Standby current:	0.035-0.08A	Timing:	1-8 hour timing
Power output:	12V--6A / 24V--2.5A	Weight:	23 KG
Power input:	100-240VAC 2.5A	Packing size:	1440*190*560MM



2V Fireplace Use effect:

- Crystal groove color can be changed
- Flame color can change
- Flame size is adjustable
- Crystal can change position
- Charcoal molding can be adjusted
- Scheduled shutdown can be scheduled



This fireplace is a great choice for modern homes, and its three-sided design provides a richer visual experience. The simulated charcoal flame inside not only truly reproduces the charm of a traditional fireplace, but also comes in up to six color options, allowing you to mix and match according to your personal preference and home style. Even more surprising is that the bottom of the charcoal pallet also offers six color options, so that the overall color can be combined in 36 ways to meet your personalized needs for home aesthetics. With the remote control, you can easily control the fireplace's various functions, whether it is adjusting the color of the flame or switching the color of the charcoal tray. This fireplace not only provides warmth and comfort, but also the highlight of home decoration, adding a unique touch of art to your life.

PRODUCT TAGS

electronic decorative fireplaces and how they can transform your living environment.

Introduction:

When it comes to electronic fireplaces, there are various options available, including single-sided, double-sided, three-sided, and four-sided designs. Each type offers unique features and benefits, catering to different space layouts and preferences. In this article, we will delve into the details and highlights of these electronic fireplace variations, helping you choose the perfect fireplace for your needs.

Single-Sided Electronic Fireplaces:

Features: Single-sided electronic fireplaces have a single visible flame display, typically on the front or the side facing the wall.

Ideal Placement: They are suitable for spaces where the fireplace's flame effect is meant to be appreciated from one direction only, such as when placed along a wall.



Tital: 3V 42 inch 3 side fireplace decoration
 Short Description:
 Model 3V42
 Product size 1067*270*435MM
 Packing size 1150*350*540MM
 Main materia cold rolled steel+glass
 Control mode button + remote control
 surface treatment Matte black scrub process
 Weight 24 KG
 Uses Home, decoration,

3V view fireplace --3V42 inch
 SIZE:1067*270*435

Item:	3V42	Continuous steam time:	24 hours
materials:	cold rolled steel+glass	Brand:	WISE LIVING
surface:	Matte black scrub process	Flame regulation:	4 grades
Flame color:	6+3 colors	Uses:	Home, decoration,
Voltage:	110-240V	Operating mode:	button + remote control
Standby current:	0.035-0.08A	Timing:	1-8 hour timing
Power output:	12V--6A / 24V--2.5A	Weight:	24 KG
Power input:	100-240VAC 2.5A	Packing size:	1150*350*540MM

42



50



60



3V Fireplace Use effect:

Crystal groove color can be changed

Flame color can change

Flame size is adjustable

Crystal can change position

Charcoal molding can be adjusted

Scheduled shutdown can be scheduled



This fireplace is a great choice for modern homes, and its three-sided design provides a richer visual experience. The simulated charcoal flame inside not only truly reproduces the charm of a traditional fireplace, but also comes in up to six color options, allowing you to mix and match according to your personal preference and home style.

Even more surprising is that the bottom of the charcoal pallet also offers six color options, so that the overall color can be combined in 36 ways to meet your personalized needs for home aesthetics.

With the remote control, you can easily control the fireplace's various functions, whether it is adjusting the color of the flame or switching the color of the charcoal tray. This fireplace not only provides warmth and comfort, but also the highlight of home decoration, adding a unique touch of art to your life.

PRODUCT TAGS

electronic decorative fireplaces and how they can transform your living environment.

Introduction:

When it comes to electronic fireplaces, there are various options available, including single-sided, double-sided, three-sided, and four-sided designs. Each type offers unique features and benefits, catering to different space layouts and preferences. In this article, we will delve into the details and highlights of these electronic fireplace variations, helping you choose the perfect fireplace for your needs.

Single-Sided Electronic Fireplaces:

Features: Single-sided electronic fireplaces have a single visible flame display, typically on the front or the side facing the wall.

Ideal Placement: They are suitable for spaces where the fireplace's flame effect is meant to be appreciated from one direction only, such as when placed along a wall.



Tital: 3V 50 inch 3 side fireplace decoration
 Short Description:
 Model 3V50
 Product size 1270*270*435MM
 Packing size 1350*350*540MM
 Main materia cold rolled steel+glass
 Control mode button + remote control
 surface treatment Matte black scrub process
 Weight 29 KG
 Uses Home, decoration,

3V view fireplace --3V50 inch
 SIZE:1270*270*435MM

Item:	3V50	Continuous steam time:	24 hours
materials:	cold rolled steel+glass	Brand:	WISE LIVING
surface:	Matte black scrub process	Flame regulation:	4 grades
Flame color:	6+3 colors	Uses:	Home, decoration,
Voltage:	110-240V	Operating mode:	button + remote control
Standby current:	0.035-0.08A	Timing:	1-8 hour timing
Power output:	12V--6A / 24V--2.5A	Weight:	29 KG
Power input:	100-240VAC 2.5A	Packing size:	1350*350*540MM

42



50



60



3V Fireplace Use effect:

Crystal groove color can be changed

Flame color can change

Flame size is adjustable

Crystal can change position

Charcoal molding can be adjusted

Scheduled shutdown can be scheduled



This fireplace is a great choice for modern homes, and its three-sided design provides a richer visual experience. The simulated charcoal flame inside not only truly reproduces the charm of a traditional fireplace, but also comes in up to six color options, allowing you to mix and match according to your personal preference and home style.

Even more surprising is that the bottom of the charcoal pallet also offers six color options, so that the overall color can be combined in 36 ways to meet your personalized needs for home aesthetics.

With the remote control, you can easily control the fireplace's various functions, whether it is adjusting the color of the flame or switching the color of the charcoal tray. This fireplace not only provides warmth and comfort, but also the highlight of home decoration, adding a unique touch of art to your life.

PRODUCT TAGS

electronic decorative fireplaces and how they can transform your living environment.

Introduction:

When it comes to electronic fireplaces, there are various options available, including single-sided, double-sided, three-sided, and four-sided designs. Each type offers unique features and benefits, catering to different space layouts and preferences. In this article, we will delve into the details and highlights of these electronic fireplace variations, helping you choose the perfect fireplace for your needs.

Single-Sided Electronic Fireplaces:

Features: Single-sided electronic fireplaces have a single visible flame display, typically on the front or the side facing the wall.

Ideal Placement: They are suitable for spaces where the fireplace's flame effect is meant to be appreciated from one direction only, such as when placed along a wall.



Tital: 3V 60 inch 3 side fireplace decoration
 Short Description:
 Model 3V60
 Product size 1524*270*437MM
 Packing size 1610*350*540MM
 Main materia cold rolled steel+glass
 Control mode button + remote control
 surface treatment Matte black scrub process
 Weight 35 KG
 Uses Home, decoration,

3V view fireplace --3V60 inch
 SIZE:1524*270*437MM

Item:	3V60	Continuous steam time:	24 hours
materials:	cold rolled steel+glass	Brand:	WISE LIVING
surface:	Matte black scrub process	Flame regulation:	4 grades
Flame color:	6+3 colors	Uses:	Home, decoration,
Voltage:	110-240V	Operating mode:	button + remote control
Standby current:	0.035-0.08A	Timing:	1-8 hour timing
Power output:	12V--6A / 24V--2.5A	Weight:	35 KG
Power input:	100-240VAC 2.5A	Packing size:	1610*350*540MM

42



50



60



3V Fireplace Use effect:

Crystal groove color can be changed

Flame color can change

Flame size is adjustable

Crystal can change position

Charcoal molding can be adjusted

Scheduled shutdown can be scheduled



This fireplace is a great choice for modern homes, and its three-sided design provides a richer visual experience. The simulated charcoal flame inside not only truly reproduces the charm of a traditional fireplace, but also comes in up to six color options, allowing you to mix and match according to your personal preference and home style.

Even more surprising is that the bottom of the charcoal pallet also offers six color options, so that the overall color can be combined in 36 ways to meet your personalized needs for home aesthetics.

With the remote control, you can easily control the fireplace's various functions, whether it is adjusting the color of the flame or switching the color of the charcoal tray. This fireplace not only provides warmth and comfort, but also the highlight of home decoration, adding a unique touch of art to your life.

PRODUCT TAGS

electronic decorative fireplaces and how they can transform your living environment.

Introduction:

When it comes to electronic fireplaces, there are various options available, including single-sided, double-sided, three-sided, and four-sided designs. Each type offers unique features and benefits, catering to different space layouts and preferences. In this article, we will delve into the details and highlights of these electronic fireplace variations, helping you choose the perfect fireplace for your needs.

Single-Sided Electronic Fireplaces:

Features: Single-sided electronic fireplaces have a single visible flame display, typically on the front or the side facing the wall.


Ideal Placement: They are suitable for spaces where the fireplace's flame effect is meant to be appreciated from one direction only, such as when placed along a wall.



Tital: 2V 42 inch glass fireplace decoration
 Short Description:
 Model 2V60
 Product size 1066*104*457MM
 Packing size 1240*190*560MM
 Main materia cold rolled steel+glass
 Control mode button + remote control
 Function heating
 Weight 20 KG
 Uses Home, decoration,

2V Glass fireplace --2V42 inch
 SIZE:1066*104*457MM

Item:	2V42	Continuous steam time:	24 hours
materials:	cold rolled steel+glass	Brand:	WISE LIVING
surface:	Matte black scrub process	Flame regulation:	4 grades
Flame color:	6+3 colors	Uses:	Home,
Voltage:	110-240V	Operating mode:	button + remote control
Standby current:	0.035-0.08A	Timing:	1-8 hour timing
Power output:	12V--6A / 24V--2.5A	Weight:	20 KG
Power input:	100-240VAC 2.5A	Packing size:	1240*190*560MM



2V Fireplace Use effect:

Crystal groove color can be changed

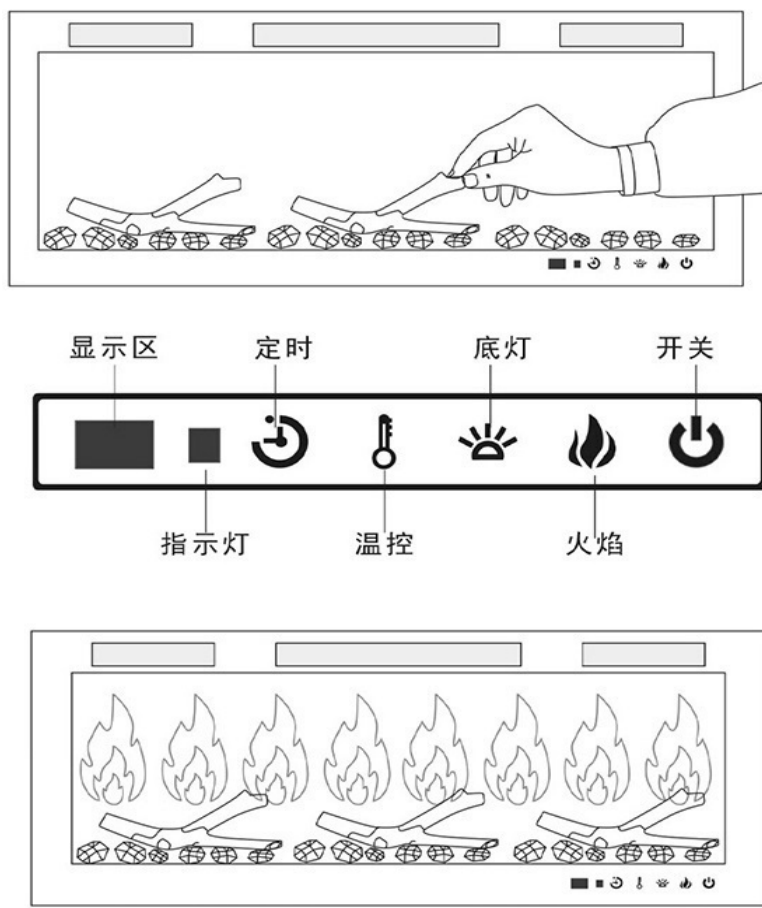
Flame color can change

Flame size is adjustable

Crystal can change position

Charcoal molding can be adjusted

Scheduled shutdown can be scheduled



This fireplace is a great choice for modern homes, and its three-sided design provides a richer visual experience. The simulated charcoal flame inside not only truly reproduces the charm of a traditional fireplace, but also comes in up to six color options, allowing you to mix and match according to your personal preference and home style. Even more surprising is that the bottom of the charcoal pallet also offers six color options, so that the overall color can be combined in 36 ways to meet your personalized needs for home aesthetics. With the remote control, you can easily control the fireplace's various functions, whether it is adjusting the color of the flame or switching the color of the charcoal tray. This fireplace not only provides warmth and comfort, but also the highlight of home decoration, adding a unique touch of art to your life.

PRODUCT TAGS

electronic decorative fireplaces and how they can transform your living environment.


Introduction:

When it comes to electronic fireplaces, there are various options available, including single-sided, double-sided, three-sided, and four-sided designs. Each type offers unique features and benefits, catering to different space layouts and preferences. In this article, we will delve into the details and highlights of these electronic fireplace variations, helping you choose the perfect fireplace for your needs.

Single-Sided Electronic Fireplaces:

Features: Single-sided electronic fireplaces have a single visible flame display, typically on the front or the side facing the wall.

Ideal Placement: They are suitable for spaces where the fireplace's flame effect is meant to be appreciated from one direction only, such as when placed along a wall.



Tital: 2V 60 inch glass fireplace decoration
 Short Description:
 Model 2V60
 Product size 1524*108*457MM
 Packing size 1630*190*560MM
 Main materia cold rolled steel+glass
 Control mode button + remote control
 Function heating
 Weight 26.5 KG
 Uses Home, decoration,

2V Glass fireplace --2V60 inch
 SIZE:1524*108*457MM

Item:	2V60	Continuous steam time:	24 hours
materials:	cold rolled steel+glass	Brand:	WISE LIVING
surface:	Matte black scrub process	Flame regulation:	4 grades
Flame color:	6+3 colors	Uses:	Home,
Voltage:	110-240V	Operating mode:	button + remote control
Standby current:	0.035-0.08A	Timing:	1-8 hour timing
Power output:	12V--6A / 24V--2.5A	Weight:	26.5 KG
Power input:	100-240VAC 2.5A	Packing size:	1630*190*560MM



2V Fireplace Use effect:

Crystal groove color can be changed

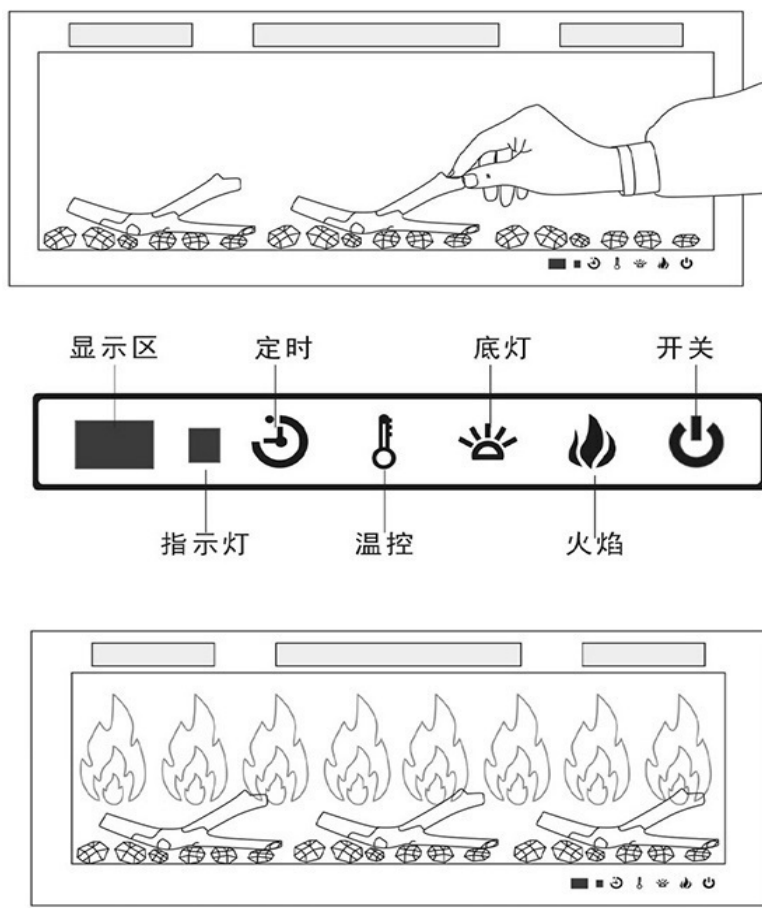
Flame color can change

Flame size is adjustable

Crystal can change position

Charcoal molding can be adjusted

Scheduled shutdown can be scheduled



This fireplace is a great choice for modern homes, and its three-sided design provides a richer visual experience. The simulated charcoal flame inside not only truly reproduces the charm of a traditional fireplace, but also comes in up to six color options, allowing you to mix and match according to your personal preference and home style. Even more surprising is that the bottom of the charcoal pallet also offers six color options, so that the overall color can be combined in 36 ways to meet your personalized needs for home aesthetics. With the remote control, you can easily control the fireplace's various functions, whether it is adjusting the color of the flame or switching the color of the charcoal tray. This fireplace not only provides warmth and comfort, but also the highlight of home decoration, adding a unique touch of art to your life.

PRODUCT TAGS

electronic decorative fireplaces and how they can transform your living environment.

Introduction:

When it comes to electronic fireplaces, there are various options available, including single-sided, double-sided, three-sided, and four-sided designs. Each type offers unique features and benefits, catering to different space layouts and preferences. In this article, we will delve into the details and highlights of these electronic fireplace variations, helping you choose the perfect fireplace for your needs.

Single-Sided Electronic Fireplaces:

Features: Single-sided electronic fireplaces have a single visible flame display, typically on the front or the side facing the wall.

Ideal Placement: They are suitable for spaces where the fireplace's flame effect is meant to be appreciated from one direction only, such as when placed along a wall.